





The stainless steel Throttle Cable Bracket is designed to mount to the aft housing using two of the current 5/16" aft housing bolts located beneath the coil.

- 1) Remove the two aft housing bolts located beneath the coil. Line up the throttle cable bracket mounting holes with the two empty bolt holes. Reinstall the two bolts and tighten.
- 2) There are two sets of slotted clamp holes on the bracket. Either set may be used to attached the included throttle clamp. Choose the slotted hole set that provides the best cable extension/action for your engine and carburetor throttle cable linkage. Place the throttle cable end crimp over the shim plate. Place the top clamp over the cable, making sure the clamp alignment tab lines up with the throttle cable slot. This will prevent the cable from slipping out of the clamp. Line up the two bolts with the slotted holes and put them through. Tighten the two nylon lock nuts.
- 2) With the cable fully secured to the throttle cable bracket, make your final adjustments at the carburetor. Both clevis and ball joint throttle cable connectors can be adjusted by turning them in or out on the threaded end of the cable. Make sure that your cable travel adjustment allows your carburetor throttle arm to achieve full travel, from fully resting against the idle stop to full acceleration.




Two aft housing bolts removed, ready to mount throttle cable bracket.




Reinstalling both aft housing bolts, tightening throttle cable bracket in place.




Detail of cable placed over shim plate lining up clamp and bolts with rear mounting holes.




Detail of cable clamp fully tightened, using rear mounting holes. Cable is on top of shim, with clamp alignment tab seated inside cable slot.



Fully installed throttle cable bracket with cable clamped in place. Cable is shown fully forward allowing carburetor throttle arm to rest against idle stop.



Example of clevis throttle cable connector (not included)



Example of ball joint throttle cable connector (not included)