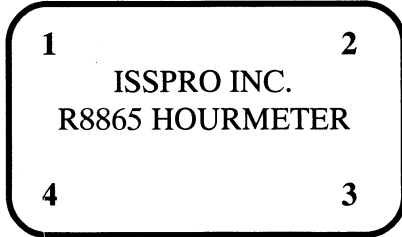




ISSPRO, INC. 2515 N.E. Riverside Way, Portland OR 97211
 Telephone: (503) 528-3400 • Toll Free: (800) 888-8065
 FAX: (503) 528-3495

ISSPRO R8865 DIGITAL HOURMETER INSTRUCTIONS

Pin 1: “+” Battery
 (Not Switched)



Pin 2: “-” Ground

Pin 4: (Not Used)

Pin 3: “+” Signal Input. Switched voltage to enable Elapsed Time Function.

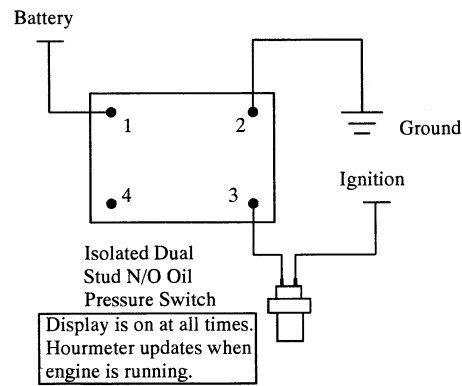
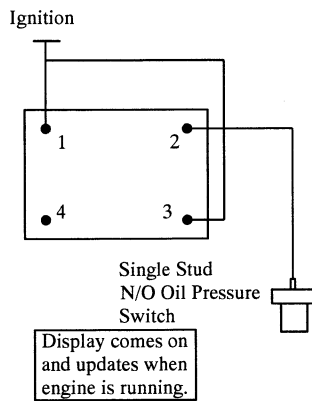
To Display: When power is applied to pins 1 and 2, the electronics and the display are activated. At this point, elapsed time is **NOT** being accumulated.

To Operate: When power is applied to pin 3, elapsed time is being accumulated. This is indicated by the flashing of the hourglass icon. The hourmeter is usually activated by the ignition switch or an oil pressure switch.

OPERATING VOLTAGE: 9-60VDC

Form IS132 (Rev. C 3/10/09) Page 1 of 2

Typical Applications



ISSPRO LIMITED WARRANTY

ISSPRO, Inc. warrants to the consumer that its hourmeters will be free from defects in materials and workmanship for 12 months following purchase by the end user, or for 2,000 hours, whichever occurs first. Warranty is limited to replacement or credit of defective parts, at ISSPRO’s option, within the warranty period. Parts must be returned prepaid to the original purchase point for warranty inspection. This warranty does not apply to ISSPRO products that have been altered in any way or subjected to misapplication, misuse, negligence, or accident.

This warranty is in lieu of any other expressed or implied warranties, including any implied warranty of merchantability or fitness for a particular purpose, and of any obligation on the part of the seller. In no event will the seller be liable for incidental or consequential damages.

Form IS132 (Rev. C 3/10/09) Page 2 of 2